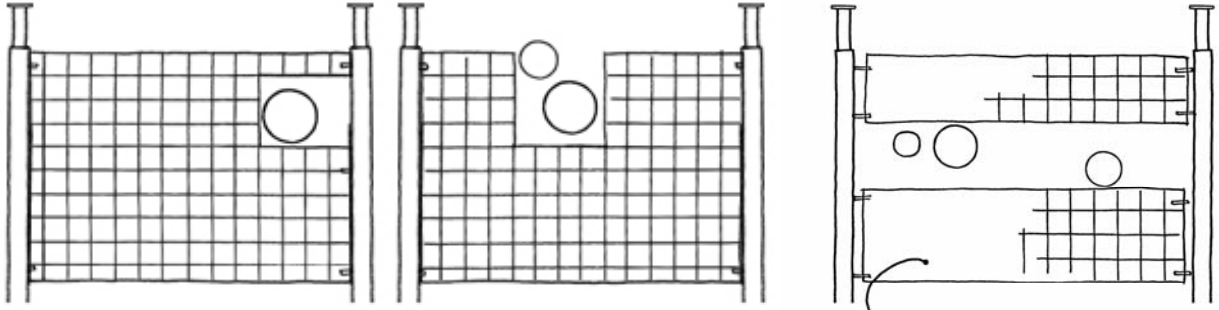


INSTALLATION MANUAL

For the most current release of this manual,
please visit our website at cogan.com

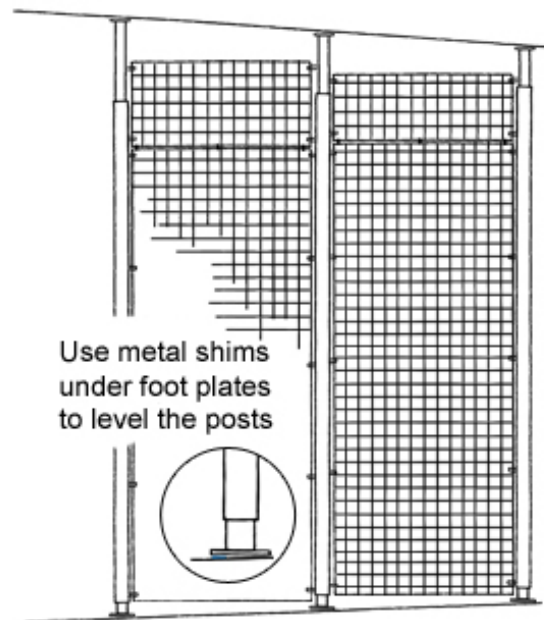
V.2014.1

Cut-outs



Use 2 pieces of transom mesh
when there are too many cut-outs

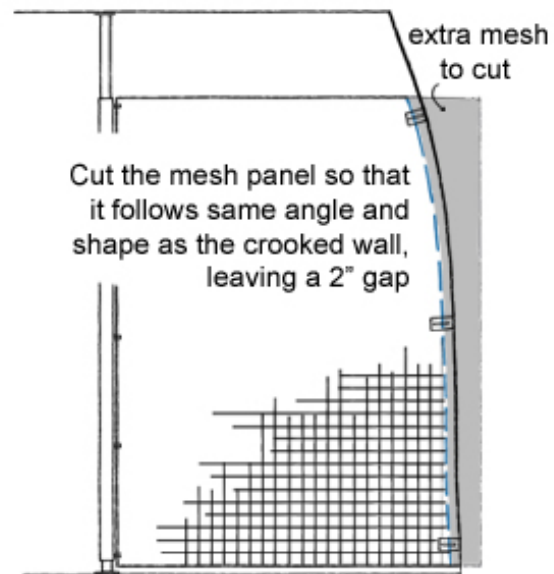
Sloped floor and ceiling



Use metal shims
under foot plates
to level the posts

2" floor gap
maximum

Crooked wall



Cut the mesh panel so that
it follows same angle and
shape as the crooked wall,
leaving a 2" gap

Product	Single Tier Tenant Storage Locker
Sub-product	Site condition install tips

- The adjustable foot and ceiling plates are designed to fit on unlevelled floors and ceilings.
- With adjustable wall brackets and unframed mesh panel, mesh can easily be cut to fit against uneven or angled walls, cut-outs around ventilation duct, sprinkler lines and other pipes.
- Wire mesh cutter is required



A Tradition of Quality Since 1901

cogan.com